


FIVE SECOND COUNT


Move arm from the chest to the side, counting five times. One stroke of the arm equals one second. This signal is used to count:

- a) free pass five second possession.
- b) goalkeeper five second possession.




GOAL

Extend arm and point at the net.



GOALKEEPER RING

Raise both arms above the head at a 45° angle.



HAND ON LOWER THIRD


Clench both fists and bring together and apart once at the thumbs.



Annex C

TIMEOUT

Use both hands to form a horizontal 'T' in front of the chest.




TWO BLUE LINE PASS

Fully extend one arm at a 45° angle to the body with two fingers extended.



WASH OUT

Sweep sideways with both arms across the front of the body in opposite directions with the palms down. This signal is used to indicate "no goal".



SHOT CLOCK RESET


Bend arm so that forearm and hand are upright with forefinger extended and making a circular motion with that finger.



MINOR PENALTIES

BOARDING

Strike the clenched fist of one hand into the open palm of the opposite hand in front of the chest.



BODY CONTACT

Clench the fist and extend the arm to the side of the body.



CHARGING

Rotate clenched fists around one another in front of the chest.



CROSS CHECKING

Clench both fists and extend from the chest a distance of about one foot.



DELAY OF GAME

Clench fist, bend arm at a 45° angle, and place across chest to the opposite shoulder.



Annex C

ELBOWING

Tap either elbow once with the opposite hand.



HIGH STICKING

Hold both fists clenched, one immediately above the other, at the height of the forehead.



HOLDING

Clasp either wrist with the other hand in front of the chest.



HOOKING

Clench both fists and pull toward the stomach about belt height.



ILLEGAL SUBSTITUTION

Pat the palm of the hand on the top of the helmet.



Annex C

INTERFERENCE

Bend both arms at a 45° angle and place in front of the chest.




SLASHING

Chop the edge of one hand on the opposite forearm.



TRIPPING

Keeping both skates on the ice, strike the leg below the knee with the edge of the hand.



PENALTY SHOT

PENALTY SHOT

Clench both fists and cross wrists above the head.




Annex C

FULLY SERVED AND EJECTION PENALTIES

UNSPORTSMANLIKE CONDUCT

Bend the arm at a 90° angle and place behind the back.




MAJOR PENALTY

Use both hands to form a vertical "T" in front of the chest. Follow "T" with the Minor penalty signal for which the Major was assessed.



ROUGH PLAY

Following the Major Penalty signal, clench the fist and extend the arm to the front of the body.



MISCONDUCT /MATCH PENALTY

Place both hands on the hips, then point with an open hand to the penalized player.

